

Hauniit

Translation by Emily Kudlak
Illustrations by Jen Walden

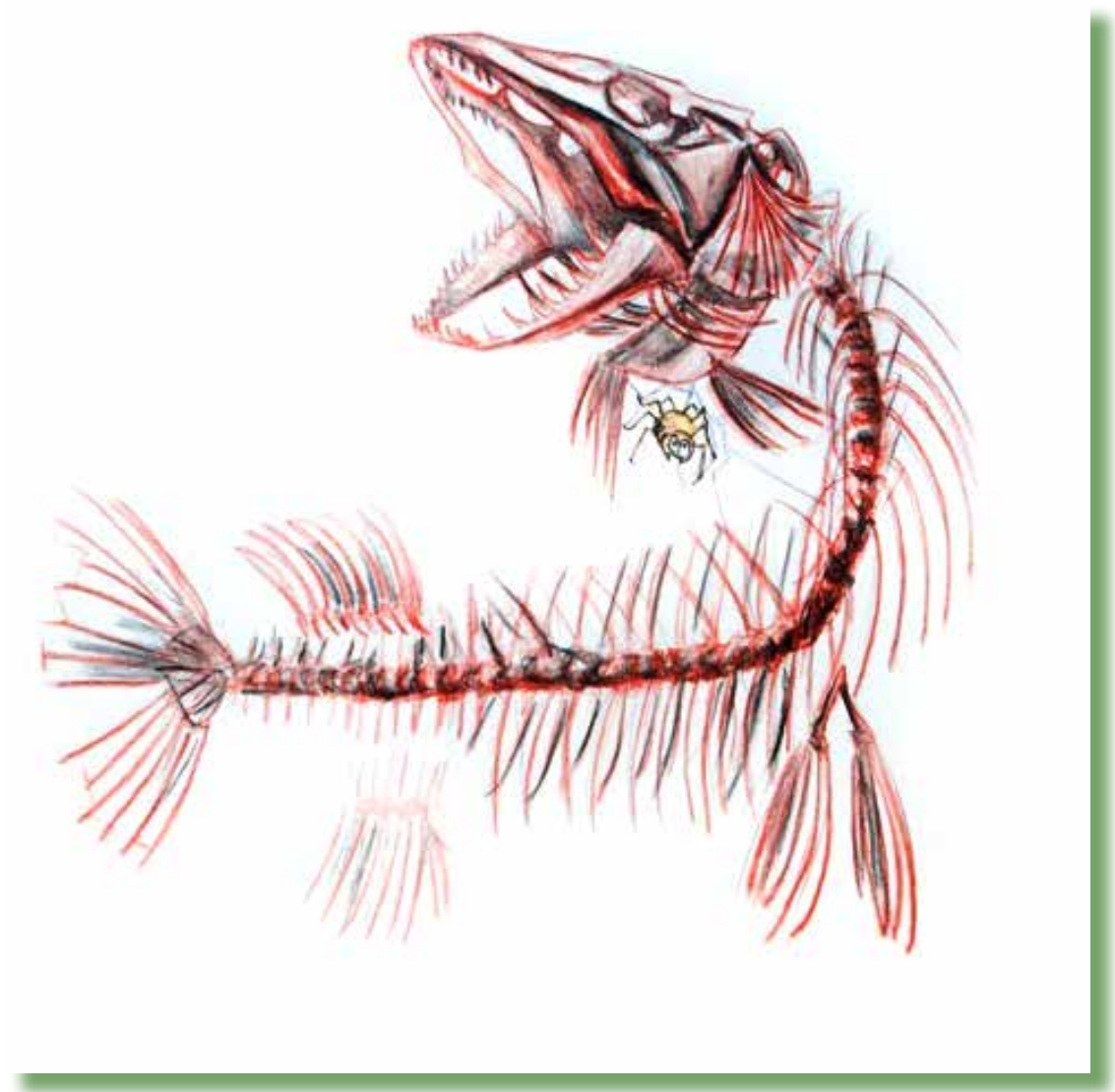


Hauniit



Government of | Gouvernement des
Northwest Territories
Territoires du Nord-Ouest

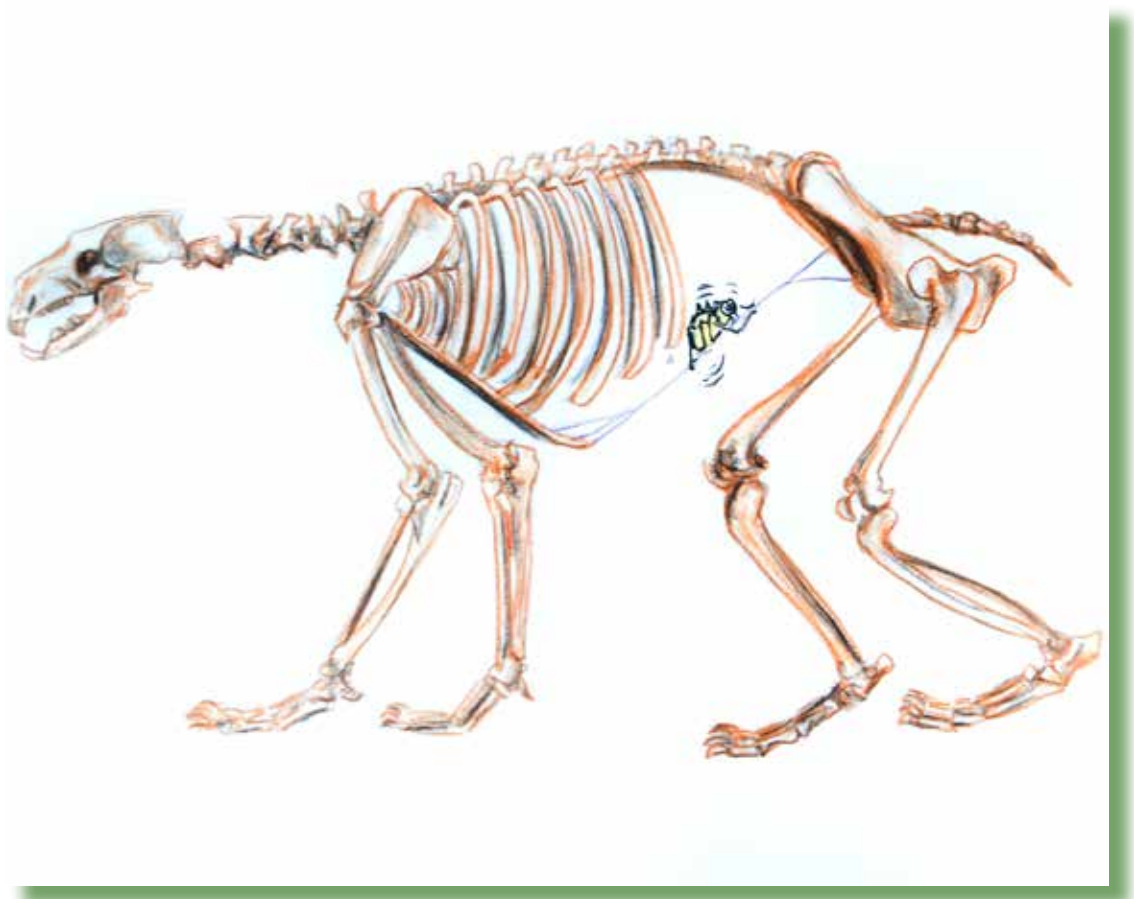
Hunap hapkuat hauniit?





Hapkuat iqaluup hauniit.

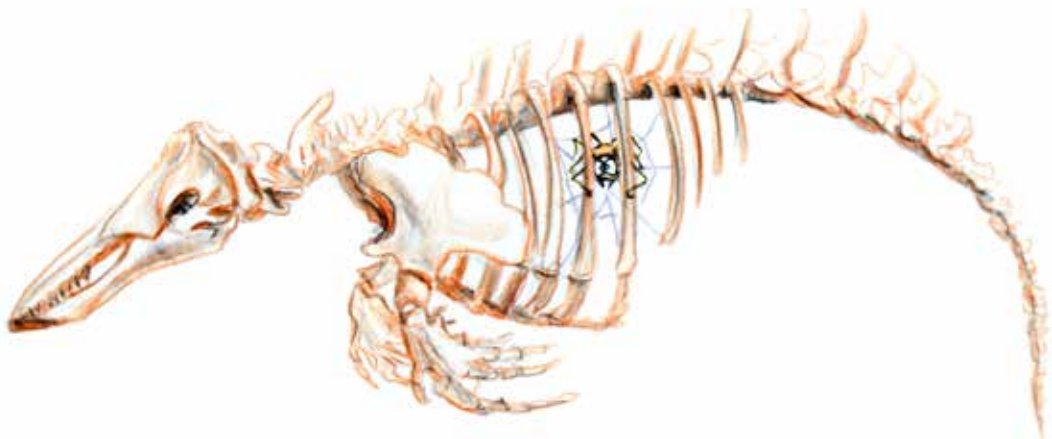
Hunap hapkuat hauniit?





Hapkuat nan'num hauniit.

Hunap hapkuat hauniit?





Hapkuat qilallukkam hauniit.

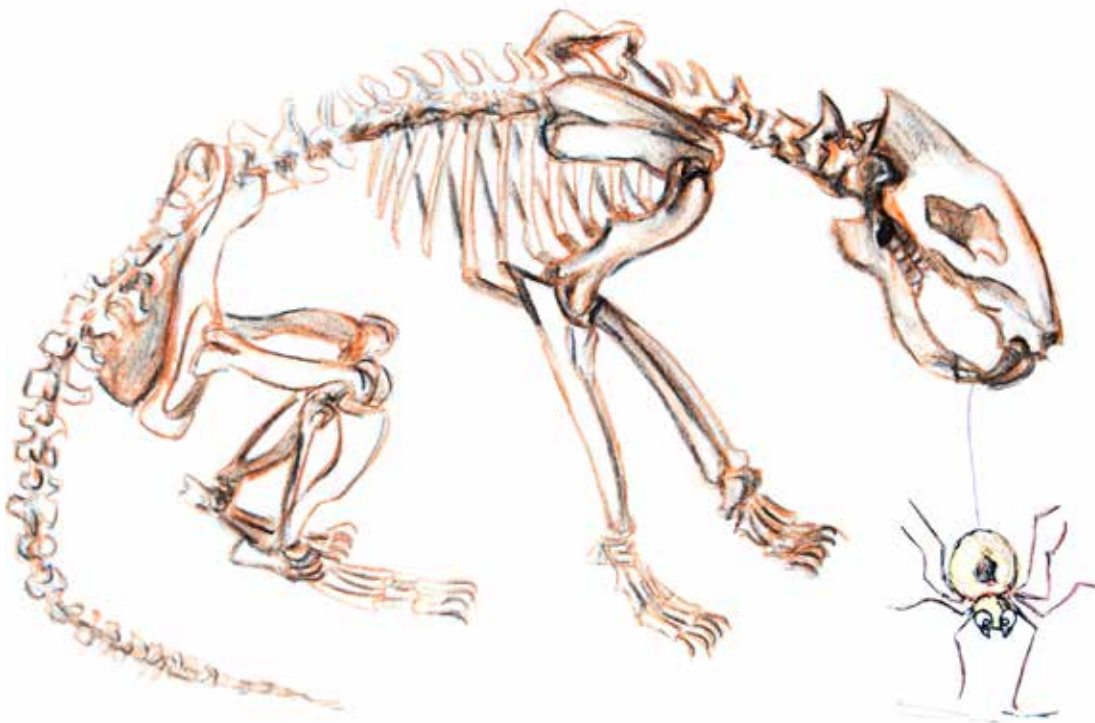
Hunap hapkuat hauniit?





Hapkuat tuktum hauniit.

Hunap hapkuat hauniit?





Hapkuat kigiam hauniit.

Hunap hapkuat hauniit?





Hakuat tuluk'kam hauniit.

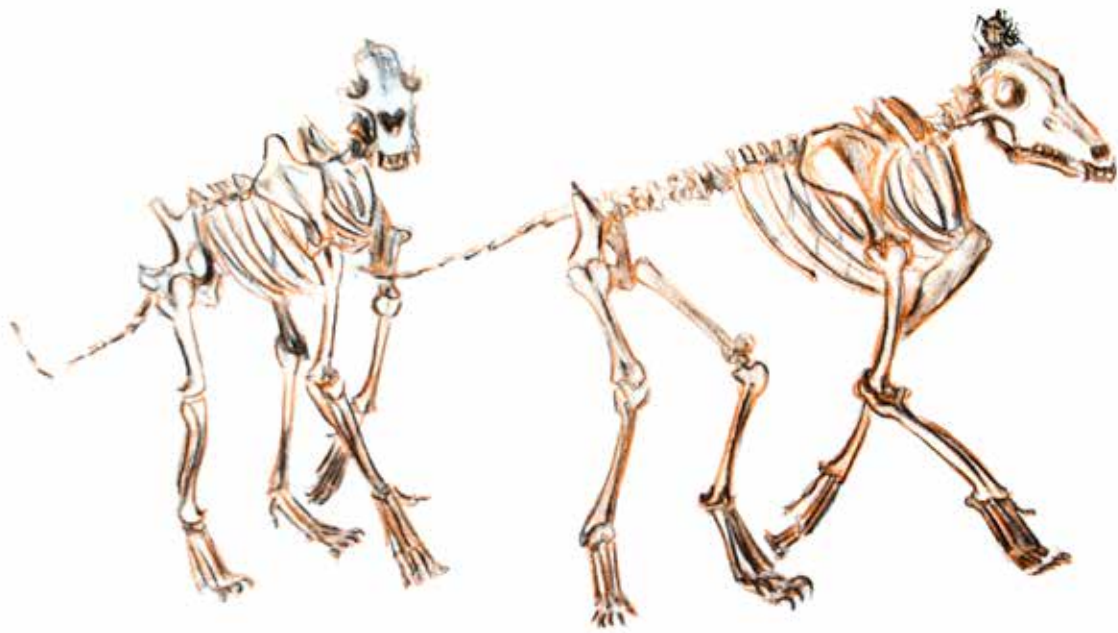
Hunap hapkuat hauniit?





Hapkuat avin'ngait hauniit.

Hunap hapkuat hauniit?





Hapkuat amaqqum hauniit.

Huna hauniitpa?



Aahivak hauniittuq.

Ideas:

- For each page ask, *Nauk ahivak?* (Where is the spider)? Encourage the students to use placement words such as on, inside, under and body parts such as head, leg. An example of a full sentence would be, *Aasivak niungani ittuq.* (The spider is on the vole's leg).
- Ask students where the animals live. Answers to this question could be, *Nannut natirnani, sikumi, imarmi itpaktuat.* (Polar bears live on the tundra, on the ice and in the water).
- Ask students which animal is the biggest or which animal is black or what does a wolf eat.
- Ask students which animal is their favorite and why. Answers to this question could be, *Tuktum niqinga nakuugiyara.* (I like to eat caribou) OR *Tulugaq nakuugiyara uqaqatigivangmanga.* (I like the raven because it talks to me).

All drawings by Jen Walden.
Adapted by Wendy Lahey from the book *Les Squelettes* by Kevin Polsello.
Translations by Emily Kudlak

Tessa Macintosh photos: spider web, raven
Paul Vesci photo: jackfish
GNWT – ENR photos: polar bear (Be41 Polar Bear –RWED),
beluga (RDecker), caribou (NWT2009-07-23DSC_0494),
vole (RB), wolf (Dean Cluff, Ellsmere,08Jul2010)
Beaver photo: <http://www.flickr.com/photos/31563480@N00/2452702213/>
American Beaver]