

oskana

Translation by Mary Cardinal
Illustrations by Jen Walden

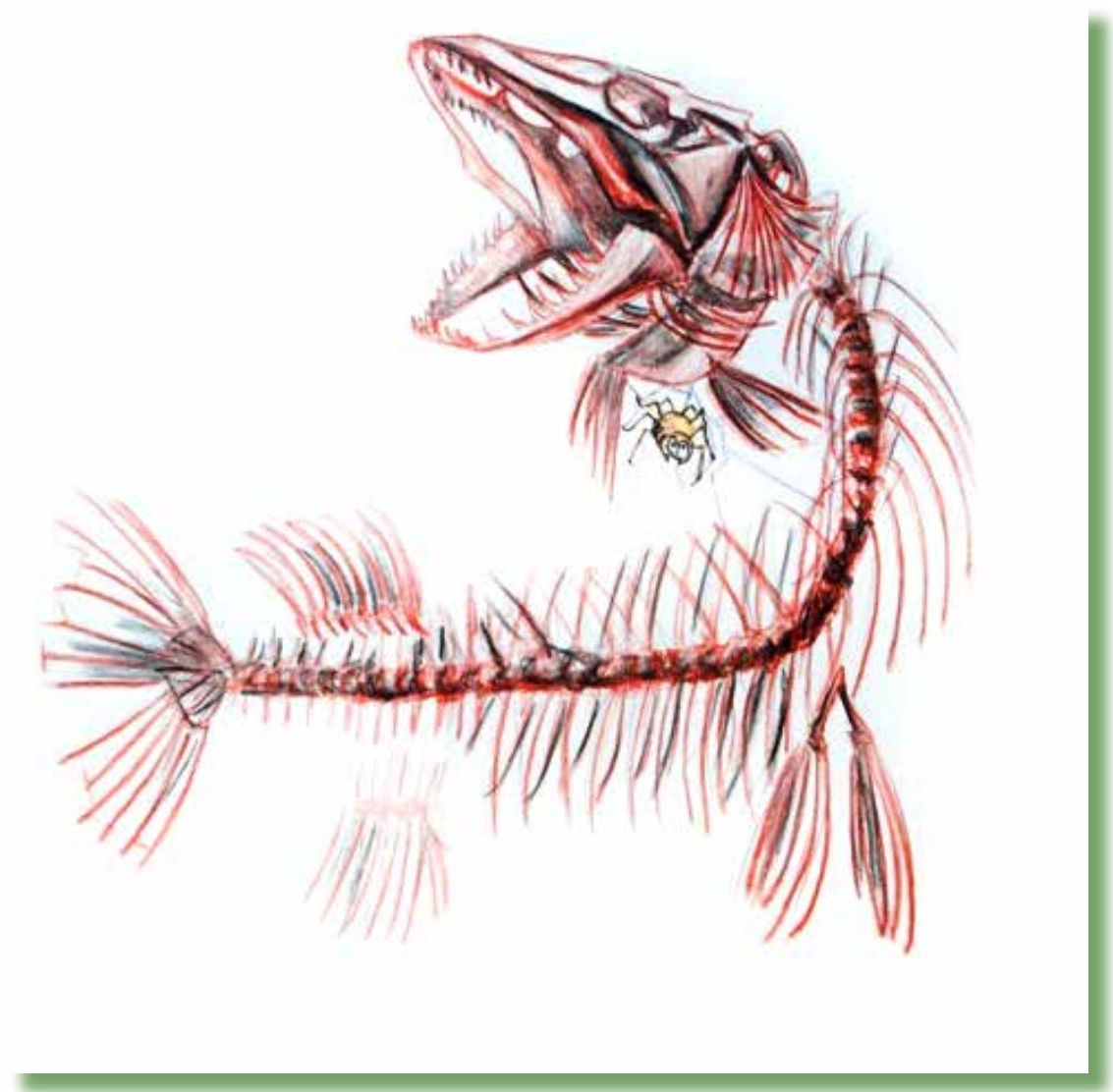


oskana



Government of | Gouvernement des
Northwest Territories
Territoires du Nord-Ouest

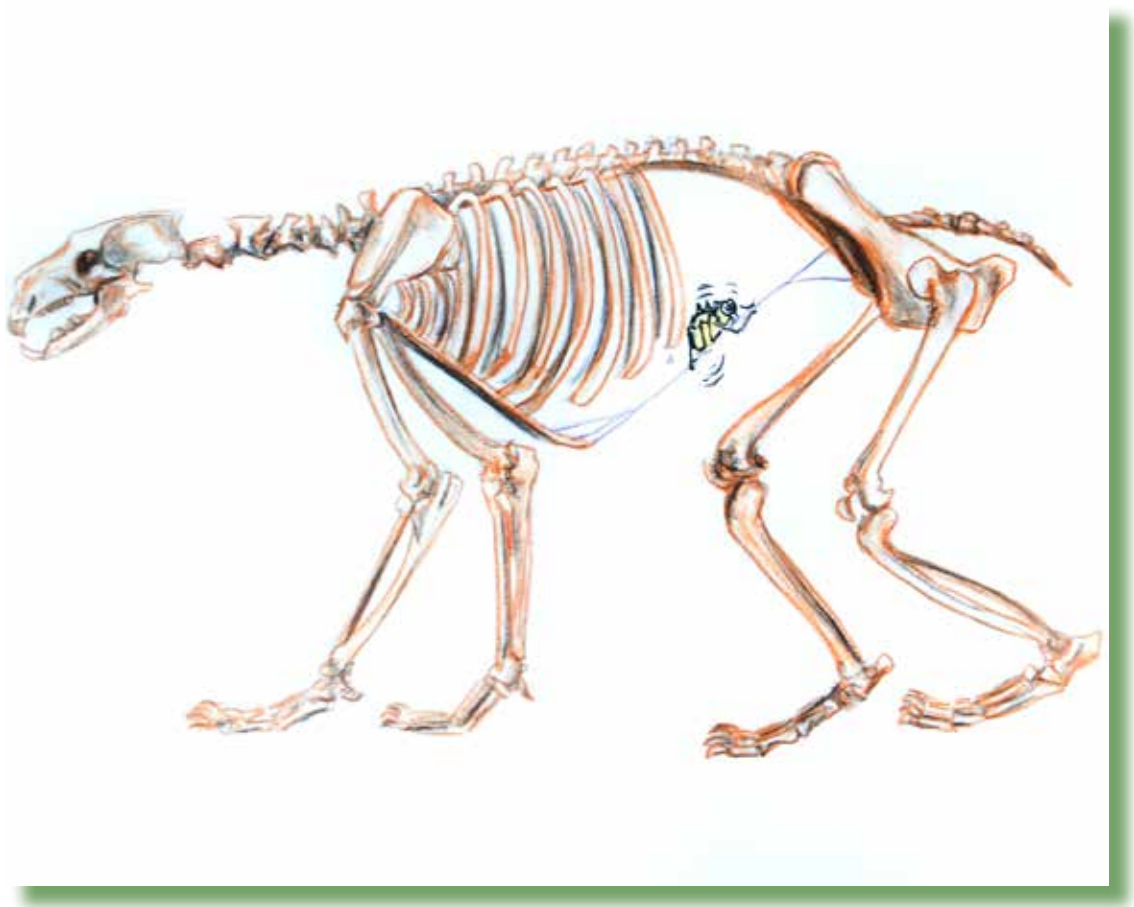
ohi oskana ohci





awa iyinikinosew

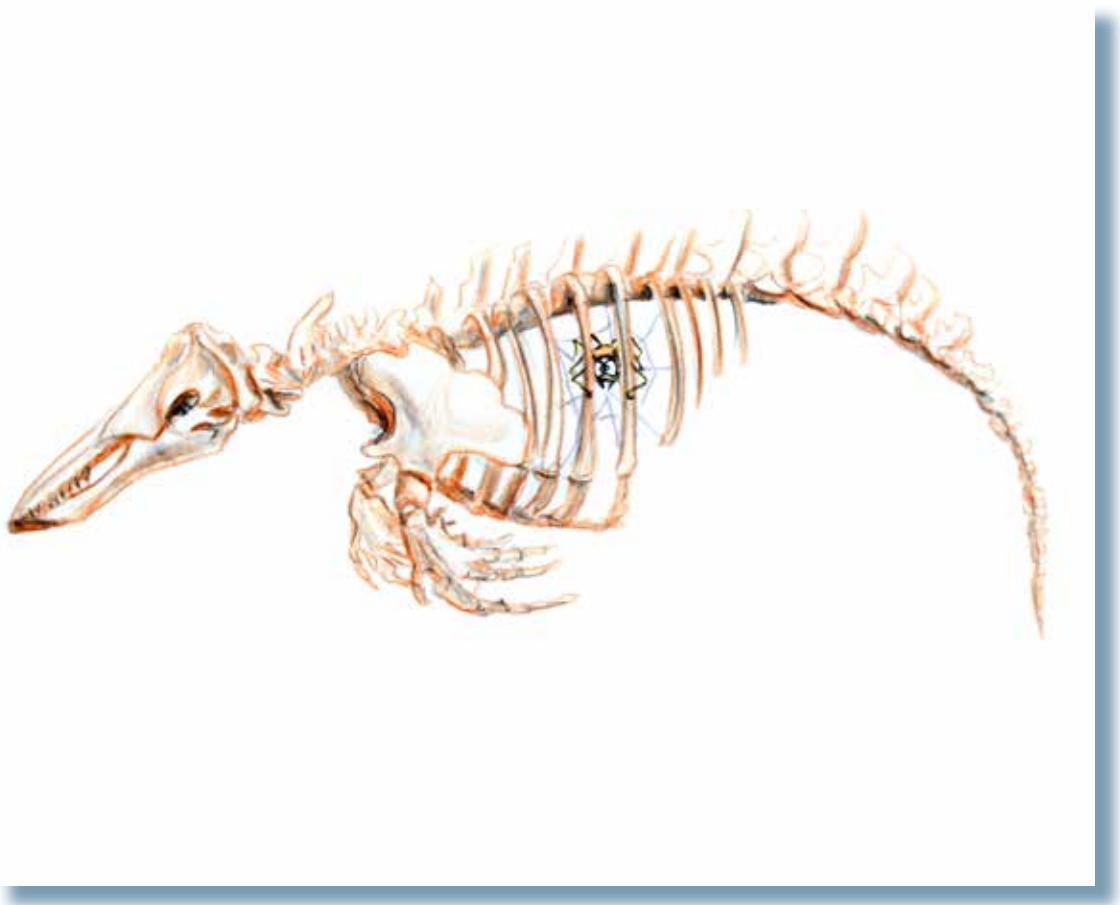
ohi oskana ohci





awa wapimaskwa

ohi oskana ohci





awa misihkenosêw
okihcekamehk ohci

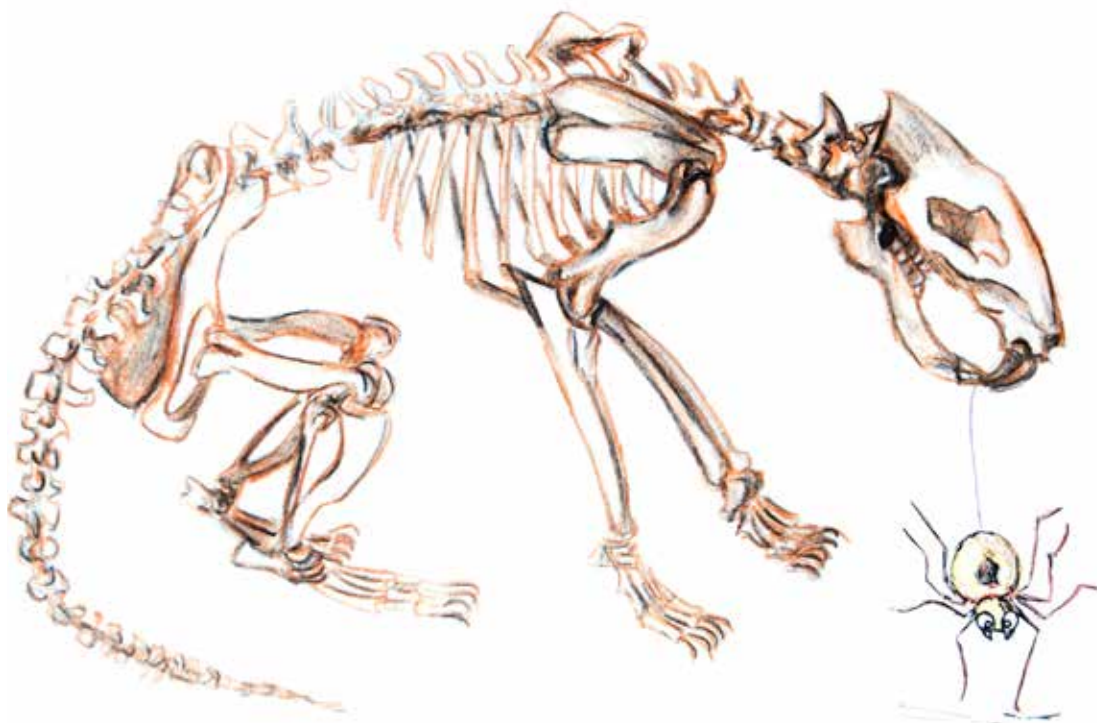
ohi oskana ohci





awa atihk

ohi oskana ohci





awa amisk

ohi oskana ohci





awa kahkakiw

ohi oskana ohci





awa pâhkwacaskas

ohi oskana ohci





mahihkan

awîna ayaw
omah kikway isi
macesehtahk?



awa ocayapihkes

Ideas:

- For each page, ask students *tânte awa oçayapihkes?* ('Where is the spider?') and encourage the students to use placement words (*e.g. on, inside, under*) and body parts (*e.g. head, leg*). An example of a full sentence response would be: *'The spider is on the vole's leg.'*
- Ask students: *'Where do the animals live?'* Answers to this question could be: *'Fish live in water,'* or *'Polar bears live on tundra and on ice.'*
- Ask students: *'Which animals is the biggest?'* or *'Which animal is black?'* or *'What does a wolf eat?'*
- Ask students: *'Which animal is your favourite?'* and *'Why is it your favourite?'* Answers to these questions could be: *'I like the raven because it talks to me,'* or *'I like to eat caribou.'*

All drawings by Jen Walden.
Adapted by Wendy Lahey from the book *Les Squelettes* by Kevin Polsello.
Translations by Mary Cardinal.

Tessa Macintosh photos: spider web, raven
Paul Vesci photo: jackfish
GNWT – ENR photos: polar bear (Be41 Polar Bear –RWED),
beluga (RDecker), caribou (NWT2009-07-23DSC_0494),
vole (RB), wolf (Dean Cluff, Ellsmere,08Jul2010)
Steve Hersey photo: beaver (www.flickr.com/photos/sherseydc/2452702213/)