

Tthén

Translated by Catherine Boucher
Illustrations By Jen Walden

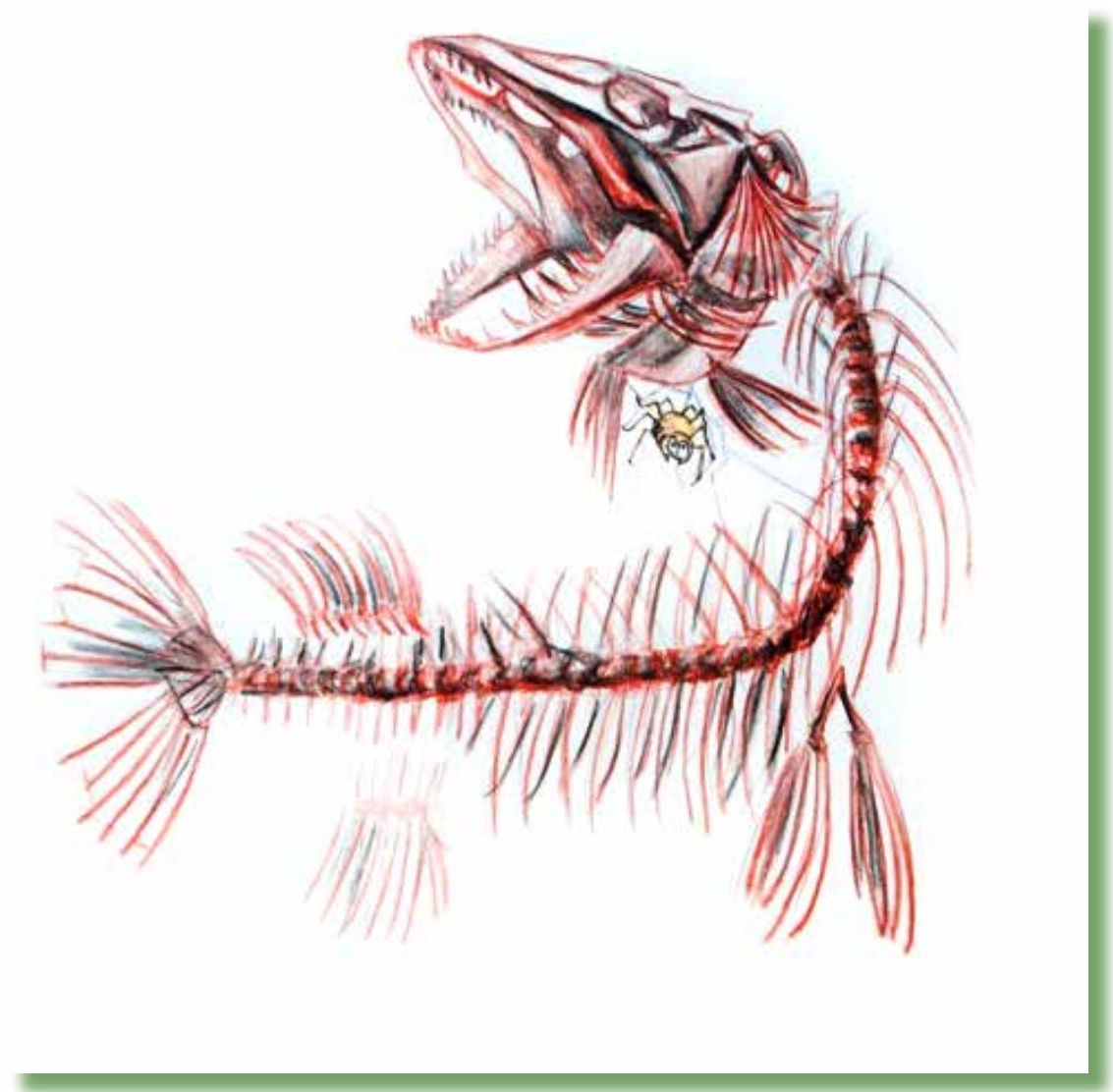


Tthén



Government of | Gouvernement des
Northwest Territories
Territoires du Nord-Ouest

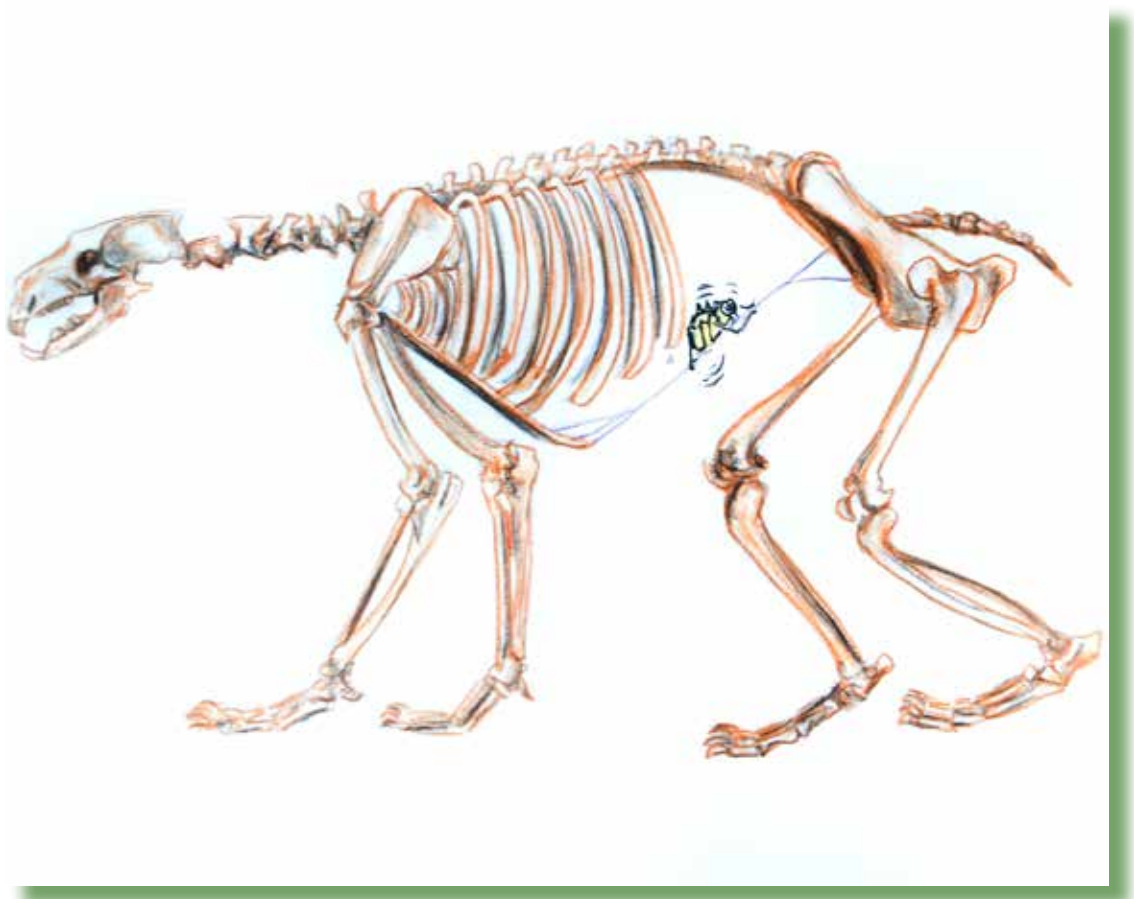
¿edlë betthén
¿at'e t'a?





Yudái betthén
lahbúrılꞗ sı

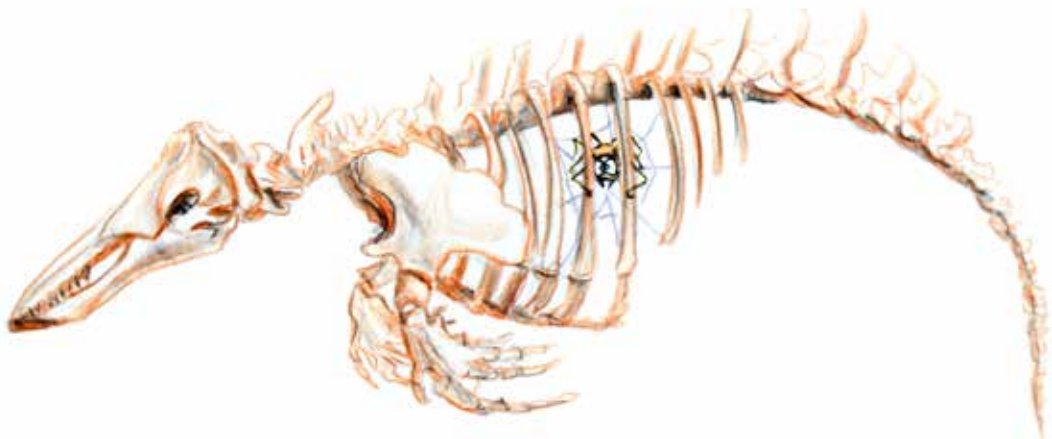
¿edlë betthén
¿at'e t'a?





Sës delgáy
betthén lahburılǵı

¿edlë betthén
¿at'e t'a?





ꠘuecho tthén
lahbúrilꠘ

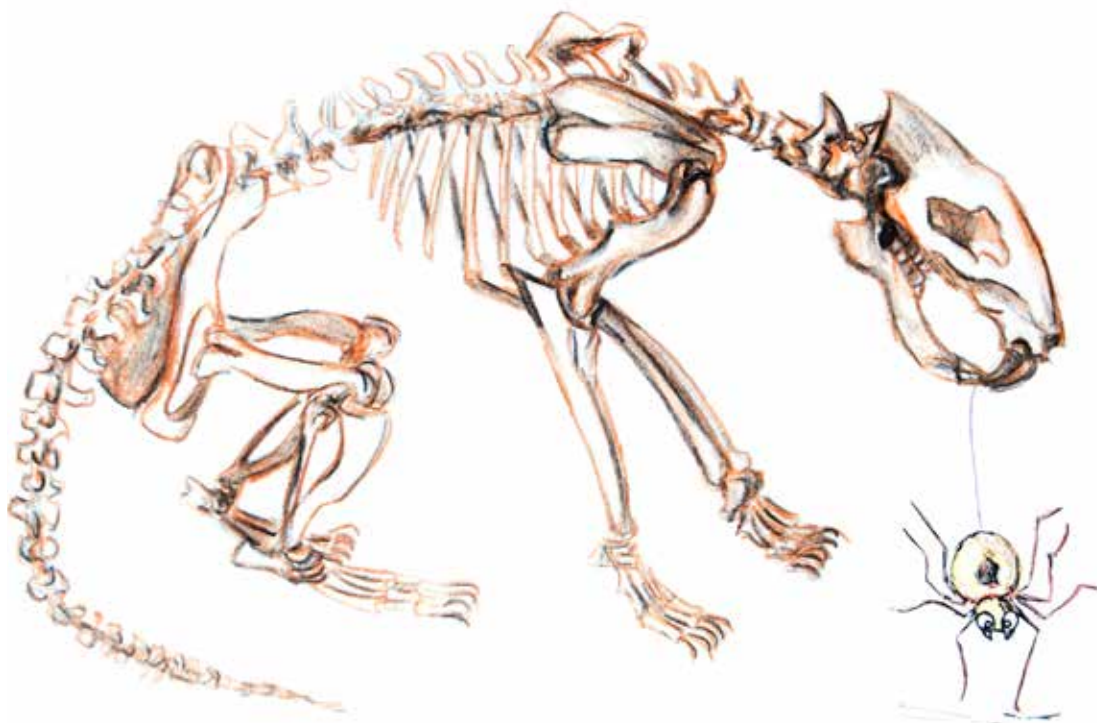
¿edlë betthén
¿at'e t'a?





ʔetthën tthén lahburılʔ

¿edlë betthén
¿at'e t'a?





Tsáh tthén lahburilꞑ

¿edlë betthén
¿at'e t'a?





Dahtsá tthén
lahbúrlʔ

¿edlë betthén
¿at'e t'a?





Dlúne tthén lahburil?

¿edlë betthén
¿at'e t'a?





Nuniye tthén lahburilꞗ.

ʔedlë betthën
ʔat'e t'a?



Rëdzí tthën bets'ële.

Ideas:

- For each page ask, XXXXXXXXXXXX? (Where is the spider)? Encourage the students to use placement words such as on, inside, under and body parts such as head, leg. An example of a full sentence would be, *The spider is on the vole's leg*'.
- Ask students where the animals live. Answers to this question could be, Fish live in the water or *Polar bears live on the tundra, on the ice and in the water.*
- Ask students which animal is the biggest or which animal is black or what does a wolf eat.
- Ask students which animal is their favorite and why. Answers to this question could be, *I like the raven because it talks to me* OR, *I like to eat caribou.*

All drawings by Jen Walden.
Adapted by Wendy Lahey from the book *Les Squelettes* by Kevin Polsello.
Translations by Catherine Boucher

Tessa Macintosh photos: spider web, raven
Paul Vesci photo: jackfish
GNWT – ENR photos: polar bear (Be41 Polar Bear –RWED),
beluga (RDecker), caribou (NWT2009-07-23DSC_0494),
vole (RB), wolf (Dean Cluff, Ellsmere,08Jul2010)
Beaver photo: <http://www.flickr.com/photos/31563480@N00/2452702213/>
American Beaver]